

# AAA & Authentication

Routes under: aaa

- [aaa > radius > clientg > all](#)
- [aaa > radius > clients > addclient](#)
- [aaa > radius > clients > l](#)
- [aaa > radius > node > l](#)
- [aaa > radius > sesdis > all](#)
- [aaa > radius > set](#)

aaa > radius > clientg > all

aaa > radius > clientg > all

**Route:** aaa/radius/clientg/all

**URL:** https://admin.myslbb.com/#/aaa/radius/clientg/all

---

## Overview

This page is a draft SOP reference for the above screen in **i2i Core OSS/BSS**. It is auto-generated from UI exports and should be reviewed for operational correctness before customer release.

## When to Use

- Use this screen for the workflow represented by this route.
- Do not make billing/AAA/provisioning-impacting changes without required authorization.

## Typical Workflow

1. Verify you are working on the correct entity (Customer/Account/Service).
2. Review the current lifecycle state before making changes.
3. Apply changes and validate system response.
4. Confirm downstream impact (AAA/Provisioning/Billing) where applicable.

## Field & Action Hints (Auto-detected)

- **Actions detected:** Auto, Close, AAA, Radius, Radius Client Group, New Client Group, Default Rad Group, SmartLink Dandy BNG Group, SmartLink Mikrotik Group, Sunrise WiFi Mikrotik Group

## Validation & Safety Checks

- Confirm identifiers before saving.
- Confirm lifecycle state allows the change.
- Confirm rollback/support path exists for production actions.

# Escalation Guidance

- **L1:** Verify input, permissions, and entity state.
- **L2:** Validate dependencies and downstream state.
- **L3/Admin:** Policy/config changes or suspected defect.

# Screenshots

## default

**Captured URL:** <https://admin.myslbb.com/#/aaa/radius/clientg/all>

Images uploading...

The screenshot displays the 'Radius Client Group' management page in the SmartLink admin interface. The page title is 'Radius Client Group' with a subtitle 'Manage Radius Client Group'. A '+ New Client Group' button is located in the top right corner. Below the title, there is a search bar labeled 'Search by Name' and a breadcrumb trail: 'AAA > Radius > Radius Client Group > List'. The main content area features a table with the following data:

#	Group Name	Description	Actions
1	Default Rad Group	Default Radius Client Group	[Edit] [Delete]
2	SmartLink Dandy BNG Group	SmartLink Dandy BNG Group	[Edit] [Delete]
3	SmartLink Mikrotik Group	SmartLink Mikrotik Group	[Edit] [Delete]
4	Sunrise WiFi Mikrotik Group	Sunrise WiFi Mikrotik Group	[Edit] [Delete]

At the bottom right of the table area, there is a pagination control showing '1 - 4 of 4' and a 'Page: 1' indicator with a slider to 100.

## Radius Client Group

Manage Radius Client Group

[+ New Client Group](#)

[All Radius Client Group](#)

1 - 4 of 4 < > Page:  100

#	Group Name	Description	Actions
1	Default Rad Group	Default Radius Client Group	<a href="#">Edit</a> <a href="#">Delete</a>
2	SmartLink Dandy BNG Group	SmartLink Dandy BNG Group	<a href="#">Edit</a> <a href="#">Delete</a>
3	SmartLink Mikrotik Group	SmartLink Mikrotik Group	<a href="#">Edit</a> <a href="#">Delete</a>
4	Sunrise WiFi Mikrotik Group	Sunrise WiFi Mikrotik Group	<a href="#">Edit</a> <a href="#">Delete</a>

# default

**Captured URL:** <https://admin.myslbb.com/#/aaa/radius/clientg/all>

Images uploading...

### Radius Client Group

Manage Radius Client Group

+ New Client Group

All Radius Client Group

Search by Name

1 - 4 of 4 Page: 100

#	Group Name	Description	Actions
1	Default Rad Group	Default Radius Client Group	 
2	SmartLink Dandy BNG Group	SmartLink Dandy BNG Group	 
3	SmartLink Mikrotik Group	SmartLink Mikrotik Group	 
4	Sunrise WiFi Mikrotik Group	Sunrise WiFi Mikrotik Group	 

### Radius Client Group

Manage Radius Client Group

+ New Client Group

All Radius Client Group

Search by Name

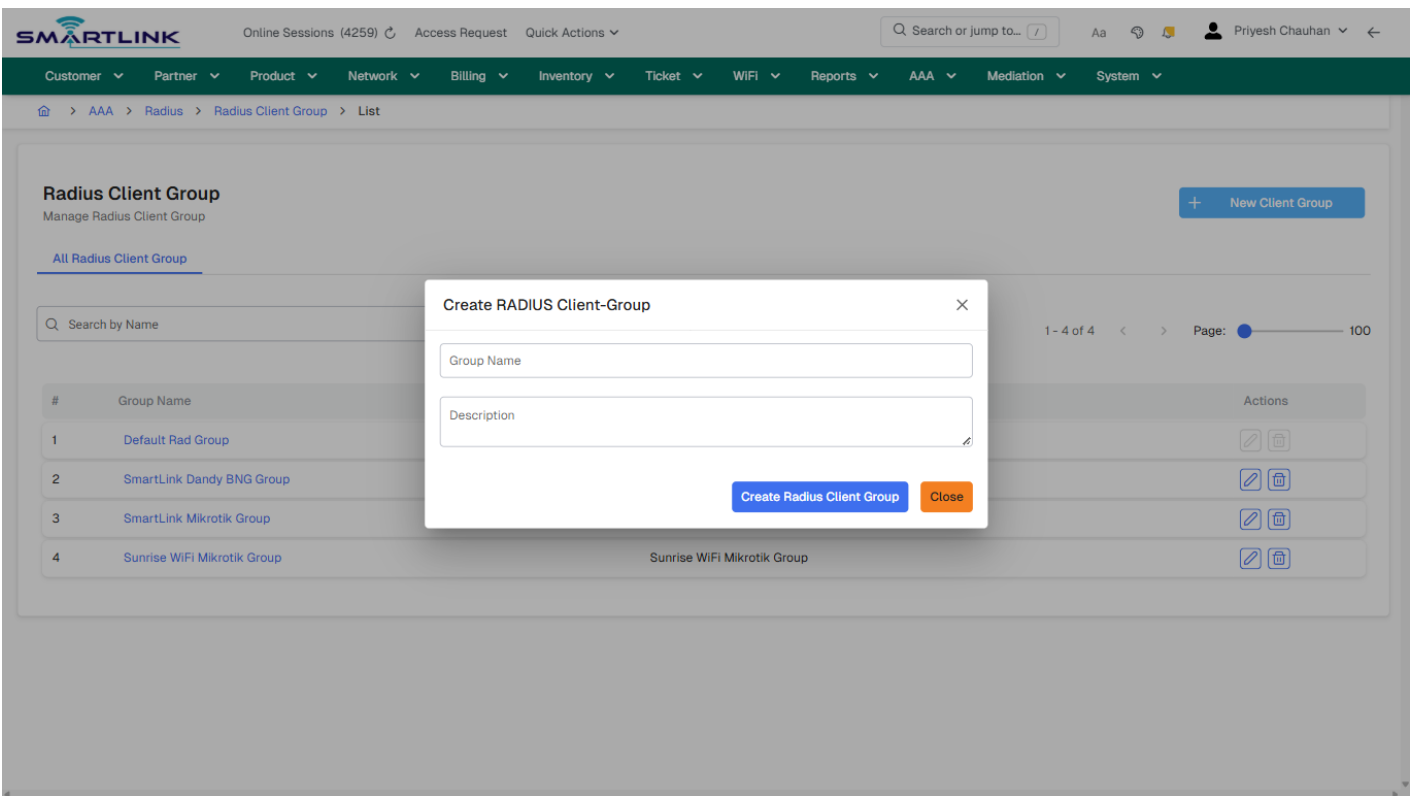
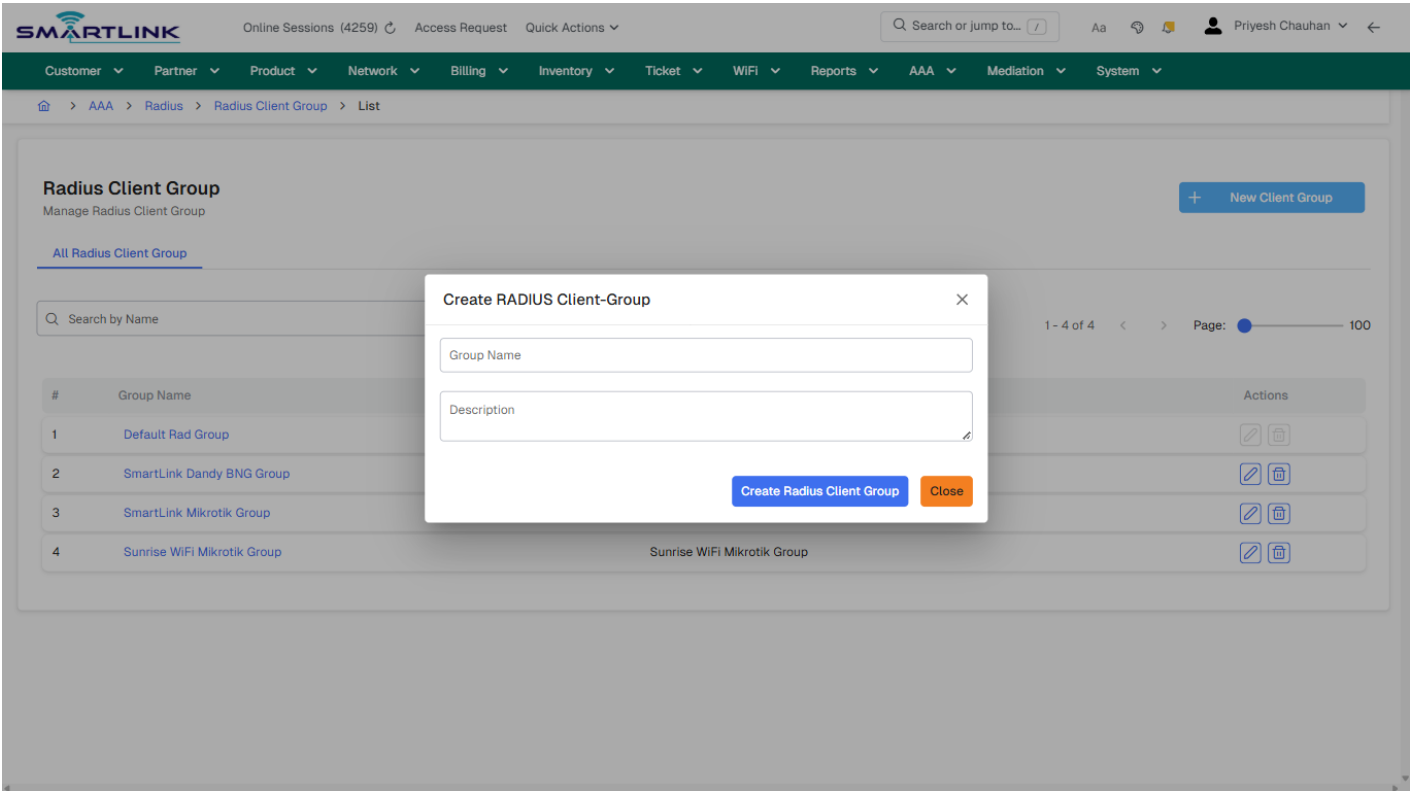
1 - 4 of 4 Page: 100

#	Group Name	Description	Actions
1	Default Rad Group	Default Radius Client Group	 
2	SmartLink Dandy BNG Group	SmartLink Dandy BNG Group	 
3	SmartLink Mikrotik Group	SmartLink Mikrotik Group	 
4	Sunrise WiFi Mikrotik Group	Sunrise WiFi Mikrotik Group	 

create\_new

Captured URL: https://admin.myslbb.com/#/aaa/radius/clientg/all

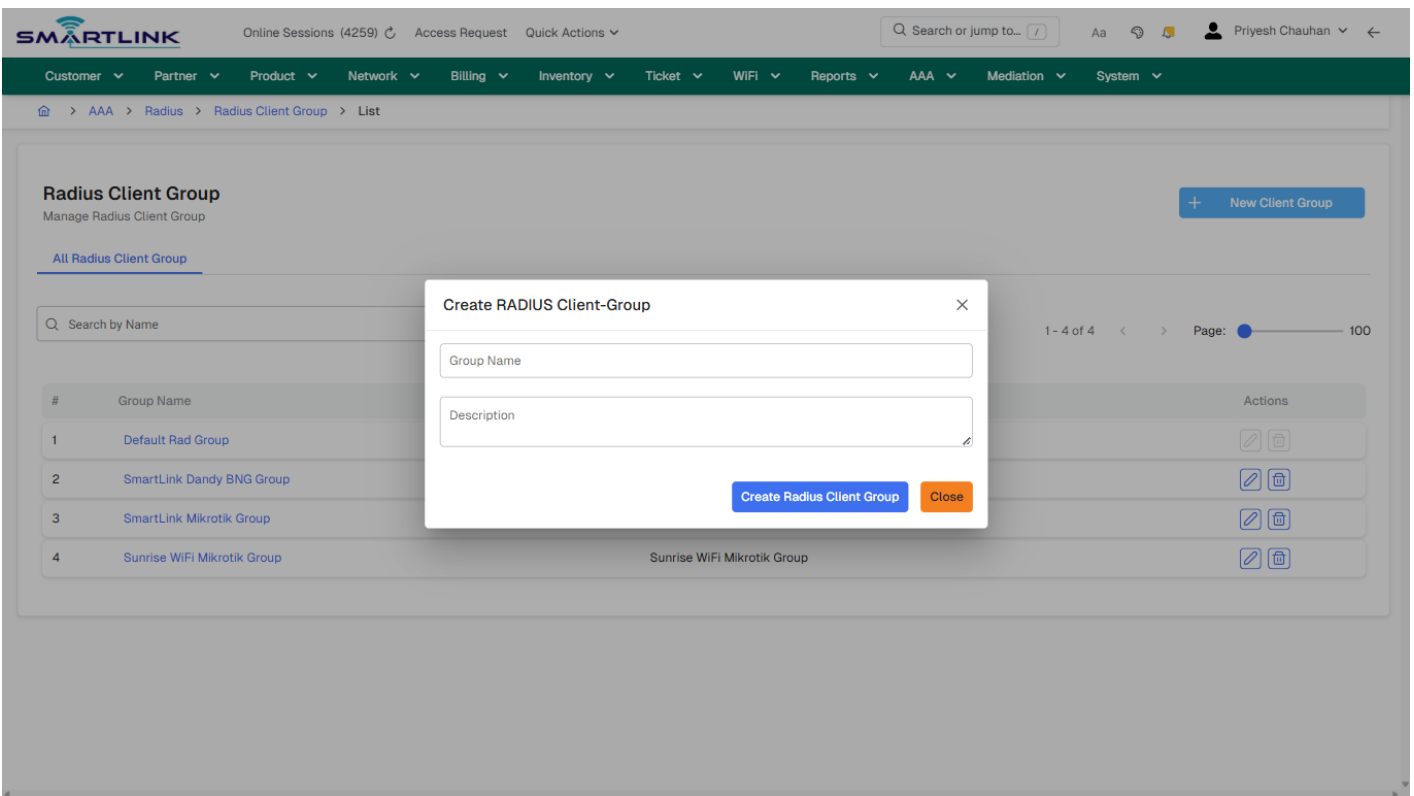
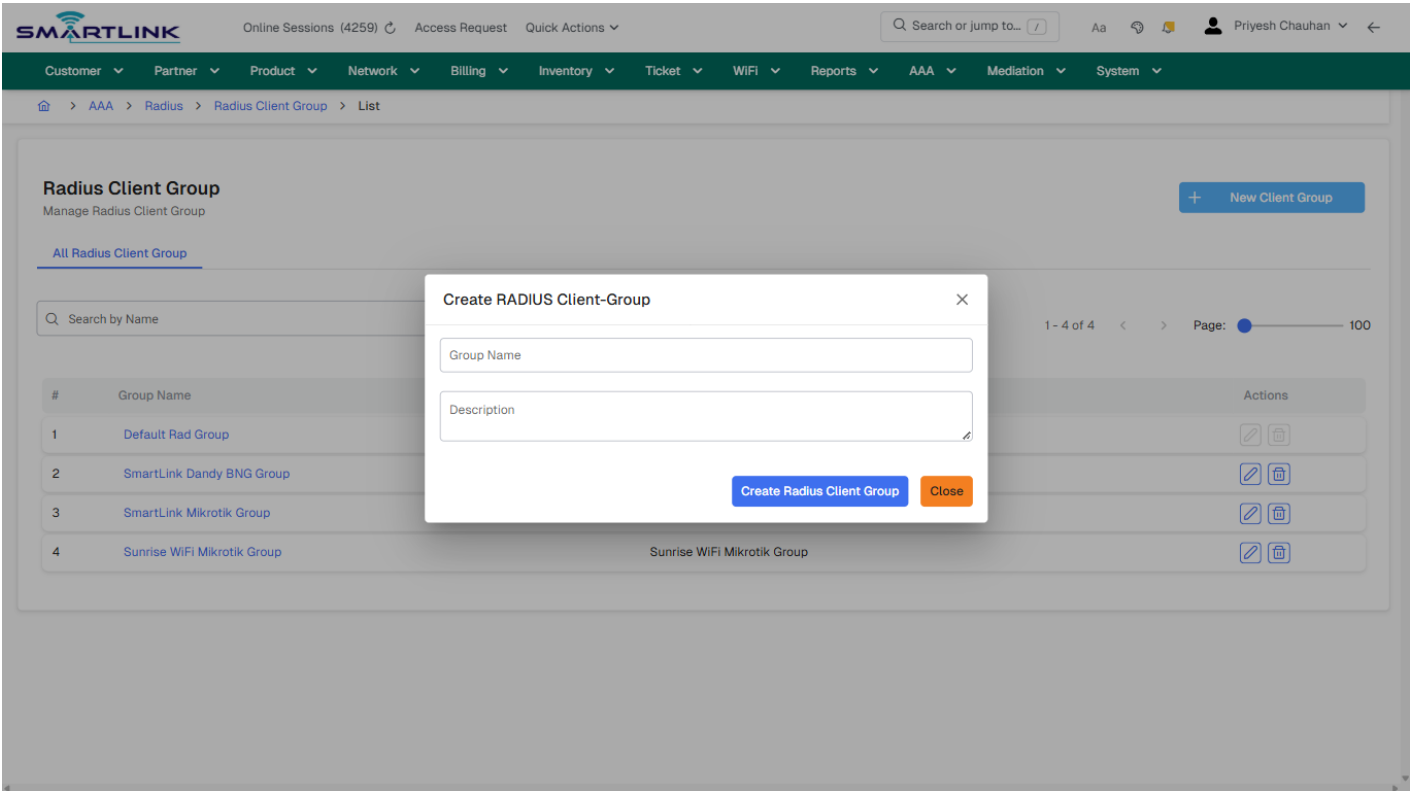
Images uploading...



create\_new

**Captured URL:** <https://admin.myslbb.com/#/aaa/radius/clientg/all>

Images uploading...



drilldown\_one\_item

**Captured URL:** <https://admin.myslbb.com/#/aaa/radius/clientg/all>

Images uploading...

### Radius Client Group




Manage Radius Client Group

+ New Client Group

All Radius Client Group

Search by Name

1 - 4 of 4 Page: 100

#	Group Name	Description	Actions
1	Default Rad Group	Default Radius Client Group	 
2	SmartLink Dandy BNG Group	SmartLink Dandy BNG Group	 
3	SmartLink Mikrotik Group	SmartLink Mikrotik Group	 
4	Sunrise WiFi Mikrotik Group	Sunrise WiFi Mikrotik Group	 

### Radius Client Group






Manage Radius Client Group

+ New Client Group

All Radius Client Group

Search by Name

1 - 4 of 4 Page: 100

#	Group Name	Description	Actions
1	Default Rad Group	Default Radius Client Group	 
2	SmartLink Dandy BNG Group	SmartLink Dandy BNG Group	 
3	SmartLink Mikrotik Group	SmartLink Mikrotik Group	 
4	Sunrise WiFi Mikrotik Group	Sunrise WiFi Mikrotik Group	 

drilldown\_one\_item

Captured URL: https://admin.myslbb.com/#/aaa/radius/clientg/all

Images uploading...

## Radius Client Group

Manage Radius Client Group

[+ New Client Group](#)

[All Radius Client Group](#)

1 - 4 of 4 Page:

#	Group Name	Description	Actions
1	<a href="#">Default Rad Group</a>	Default Radius Client Group	
2	<a href="#">SmartLink Dandy BNG Group</a>	SmartLink Dandy BNG Group	
3	<a href="#">SmartLink Mikrotik Group</a>	SmartLink Mikrotik Group	
4	<a href="#">Sunrise WiFi Mikrotik Group</a>	Sunrise WiFi Mikrotik Group	

## Radius Client Group

Manage Radius Client Group

[+ New Client Group](#)

[All Radius Client Group](#)

1 - 4 of 4 Page:

#	Group Name	Description	Actions
1	<a href="#">Default Rad Group</a>	Default Radius Client Group	
2	<a href="#">SmartLink Dandy BNG Group</a>	SmartLink Dandy BNG Group	
3	<a href="#">SmartLink Mikrotik Group</a>	SmartLink Mikrotik Group	
4	<a href="#">Sunrise WiFi Mikrotik Group</a>	Sunrise WiFi Mikrotik Group	

aaa > radius > clients > addclient

aaa > radius > clients > addclient

**Route:** aaa/radius/clients/addclient

**URL:** https://admin.myslbb.com/#/aaa/radius/clients/addclient

---

## Overview

This page is a draft SOP reference for the above screen in **i2i Core OSS/BSS**. It is auto-generated from UI exports and should be reviewed for operational correctness before customer release.

## When to Use

- Use this screen for the workflow represented by this route.
- Do not make billing/AAA/provisioning-impacting changes without required authorization.

## Typical Workflow

1. Verify you are working on the correct entity (Customer/Account/Service).
2. Review the current lifecycle state before making changes.
3. Apply changes and validate system response.
4. Confirm downstream impact (AAA/Provisioning/Billing) where applicable.

## Field & Action Hints (Auto-detected)

- **Fields detected:** identity, IP Address For Client, MAC Address For Client, Client Group, Client Profile, Shared Secret, CoA/DM Shared Secret, Request Timeout (ms), CoA Port, CoA Timeout (ms), Accounting Interval (s), Share Across Organization, Description, Mac Id attribute of the client, NAS Port Id Attribute, Option 82 Attribute, API Type
- **Actions detected:** Auto, Close, AAA, Radius, Trusted Client, Cancel, Create Radius Client

# Validation & Safety Checks

- Confirm identifiers before saving.
- Confirm lifecycle state allows the change.
- Confirm rollback/support path exists for production actions.

## Escalation Guidance

- **L1:** Verify input, permissions, and entity state.
- **L2:** Validate dependencies and downstream state.
- **L3/Admin:** Policy/config changes or suspected defect.

## Screenshots

### create\_new

**Captured URL:** <https://admin.myslbb.com/#/aaa/radius/clients/addclient>

Images uploading...

The screenshot shows the 'Create Radius Client' form in the SMARTLINK admin interface. The form is titled 'Create Radius Client' and includes a sub-header 'Create new Radius Client'. The form is divided into three main sections: 'Radius Client Basic Details', 'Attribute Mapping', and 'API Parameters'. The 'Radius Client Basic Details' section contains several input fields: 'identity' (highlighted with a blue border), 'IP Address For Client', 'MAC Address For Client', 'Client Group' (set to 'Default Rad Group'), 'Client Profile' (set to 'Standard Cisco BNG Profile'), 'Shared Secret', 'CoA/DM Shared Secret', 'Request Timeout (ms)' (set to '3000'), 'CoA Port' (set to '3799'), 'CoA Timeout (ms)' (set to '3000'), 'Accounting Interval (s)' (set to '900'), and 'Share Across Organization' (set to 'No'). There is also a 'Description' text area. The 'Attribute Mapping' section contains three input fields: 'Mac Id attribute of the client' (set to '0:31'), 'NAS Port Id Attribute', and 'Option 82 Attribute'. The 'API Parameters' section is currently empty.

### Create Radius Client

Create new Radius Client

#### Radius Client Basic Details

identity	IP Address For Client	MAC Address For Client	Client Group Default Rad Group
Client Profile Standard Cisco BNG Profile	Shared Secret	CoA/DM Shared Secret	Request Timeout (ms) 3000
CoA Port 3799	CoA Timeout (ms) 3000	Accounting Interval (s) 900	Share Across Organization No
Description			

#### Attribute Mapping

Mac Id attribute of the client 0:31	NAS Port Id Attribute	Option 82 Attribute
--	-----------------------	---------------------

#### API Parameters

# create\_new

**Captured URL:** <https://admin.myslbb.com/#/aaa/radius/clients/addclient>

Images uploading...

### Create Radius Client

Create new Radius Client

#### Radius Client Basic Details

identity	IP Address For Client	MAC Address For Client	Client Group Default Rad Group
Client Profile Standard Cisco BNG Profile	Shared Secret	CoA/DM Shared Secret	Request Timeout (ms) 3000
CoA Port 3799	CoA Timeout (ms) 3000	Accounting Interval (s) 900	Share Across Organization No
Description			

#### Attribute Mapping

Mac Id attribute of the client 0:31	NAS Port Id Attribute	Option 82 Attribute
--	-----------------------	---------------------

#### API Parameters

### Create Radius Client

Create new Radius Client

#### Radius Client Basic Details

identity	IP Address For Client	MAC Address For Client	Client Group Default Rad Group
Client Profile Standard Cisco BNG Profile	Shared Secret	CoA/DM Shared Secret	Request Timeout (ms) 3000
CoA Port 3799	CoA Timeout (ms) 3000	Accounting Interval (s) 900	Share Across Organization No
Description			

#### Attribute Mapping

Mac Id attribute of the client 0:31	NAS Port Id Attribute	Option 82 Attribute
--	-----------------------	---------------------

#### API Parameters

--

aaa > radius > clients > I

aaa > radius > clients > I

**Route:** aaa/radius/clients/I

**URL:** https://admin.myslbb.com/#/aaa/radius/clients/I

---

## Overview

This page is a draft SOP reference for the above screen in **i2i Core OSS/BSS**. It is auto-generated from UI exports and should be reviewed for operational correctness before customer release.

## When to Use

- Use this screen for the workflow represented by this route.
- Do not make billing/AAA/provisioning-impacting changes without required authorization.

## Typical Workflow

1. Verify you are working on the correct entity (Customer/Account/Service).
2. Review the current lifecycle state before making changes.
3. Apply changes and validate system response.
4. Confirm downstream impact (AAA/Provisioning/Billing) where applicable.

## Field & Action Hints (Auto-detected)

- **Actions detected:** Auto, Close, AAA, Radius, Trusted Client, New Radius Client, Reload Cache, 103.5.187.18, 49.143.252.226, 49.143.252.59, 49.143.252.60, 49.143.255.172, 49.143.255.173, 49.143.255.226

## Validation & Safety Checks

- Confirm identifiers before saving.
- Confirm lifecycle state allows the change.
- Confirm rollback/support path exists for production actions.

# Escalation Guidance

- **L1:** Verify input, permissions, and entity state.
- **L2:** Validate dependencies and downstream state.
- **L3/Admin:** Policy/config changes or suspected defect.

# Screenshots

## default

**Captured URL:** https://admin.myslbb.com/#/aaa/radius/clients/

Images uploading...

The screenshot shows the SmartLink admin interface for managing RADIUS clients. The page title is "Radius Client" and it includes a "New Radius Client" button. A search bar is present with the placeholder "Search By IP Address". The table below lists several RADIUS clients with their respective details.

#	Name	IP Address	Client Profile	Client Group	Created On	Updated On	Action
1	103.5.187.18	103.5.187.18	Standard Cisco BNG Profile	SmartLink Mikrotik Group	05-Aug-2025 15:48:20 05-Aug-2025	05-Aug-2025 15:48:20 05-Aug-2025	
2	49.143.252.226	49.143.252.226	Standard Cisco BNG Profile	SmartLink Mikrotik Group	02-Dec-2025 20:59:01 02-Dec-2025	02-Dec-2025 20:59:01 02-Dec-2025	
3	49.143.252.59	49.143.252.59	Standard Cisco BNG Profile	SmartLink Dandy BNG Group	30-Sep-2025 15:11:58 30-Sep-2025	30-Sep-2025 15:11:58 30-Sep-2025	
4	49.143.252.60	49.143.252.60	Standard Cisco BNG Profile	SmartLink Dandy BNG Group	07-Aug-2025 15:25:19 07-Aug-2025	11-Jan-2026 14:20:47 11-Jan-2026	
5	49.143.255.172	49.143.255.172	Standard Juniper BNG Profile	SmartLink Dandy BNG Group	05-Aug-2025 17:51:05 05-Aug-2025	24-Dec-2025 15:35:48 24-Dec-2025	
6	49.143.255.173	49.143.255.173	Standard Mikrotik Profile	SmartLink Mikrotik Group	27-Jan-2026 21:04:43 6 days ago	27-Jan-2026 21:04:43 6 days ago	
7	...	...	...	...	09-Sep-2025 14:16:24	09-Sep-2025 14:16:24	

Radius Client

Manage admin Radius Client















+ New Radius Client

All Client

Search By IP Address

1 - 7 of 7 Page: 100

Reload Cache

#	Name	IP Address	Client Profile	Client Group	Created On	Updated On	Action
1	103.5.187.18	103.5.187.18	Standard Cisco BNG Profile	SmartLink Mikrotik Group	05-Aug-2025 15:48:20 05-Aug-2025	05-Aug-2025 15:48:20 05-Aug-2025	 
2	49.143.252.226	49.143.252.226	Standard Cisco BNG Profile	SmartLink Mikrotik Group	02-Dec-2025 20:59:01 02-Dec-2025	02-Dec-2025 20:59:01 02-Dec-2025	 
3	49.143.252.59	49.143.252.59	Standard Cisco BNG Profile	SmartLink Dandy BNG Group	30-Sep-2025 15:11:58 30-Sep-2025	30-Sep-2025 15:11:58 30-Sep-2025	 
4	49.143.252.60	49.143.252.60	Standard Cisco BNG Profile	SmartLink Dandy BNG Group	07-Aug-2025 15:25:19 07-Aug-2025	11-Jan-2026 14:20:47 11-Jan-2026	 
5	49.143.255.172	49.143.255.172	Standard Juniper BNG Profile	SmartLink Dandy BNG Group	05-Aug-2025 17:51:05 05-Aug-2025	24-Dec-2025 15:35:48 24-Dec-2025	 
6	49.143.255.173	49.143.255.173	Standard Mikrotik Profile	SmartLink Mikrotik Group	27-Jan-2026 21:04:43 6 days ago	27-Jan-2026 21:04:43 6 days ago	 
7					09-Sep-2025 14:16:24	09-Sep-2025 14:16:24	 

default

Captured URL: https://admin.myslbb.com/#/aaa/radius/clients/l

Images uploading...

### Radius Client

Manage admin Radius Client

+ New Radius Client

All Client

Search By IP Address

1 - 7 of 7 Page: 100

Reload Cache

#	Name	IP Address	Client Profile	Client Group	Created On	Updated On	Action
1	103.5.187.18	103.5.187.18	Standard Cisco BNG Profile	SmartLink Mikrotik Group	05-Aug-2025 15:48:20 05-Aug-2025	05-Aug-2025 15:48:20 05-Aug-2025	
2	49.143.252.226	49.143.252.226	Standard Cisco BNG Profile	SmartLink Mikrotik Group	02-Dec-2025 20:59:01 02-Dec-2025	02-Dec-2025 20:59:01 02-Dec-2025	
3	49.143.252.59	49.143.252.59	Standard Cisco BNG Profile	SmartLink Dandy BNG Group	30-Sep-2025 15:11:58 30-Sep-2025	30-Sep-2025 15:11:58 30-Sep-2025	
4	49.143.252.60	49.143.252.60	Standard Cisco BNG Profile	SmartLink Dandy BNG Group	07-Aug-2025 15:25:19 07-Aug-2025	11-Jan-2026 14:20:47 11-Jan-2026	
5	49.143.255.172	49.143.255.172	Standard Juniper BNG Profile	SmartLink Dandy BNG Group	05-Aug-2025 17:51:05 05-Aug-2025	24-Dec-2025 15:35:48 24-Dec-2025	
6	49.143.255.173	49.143.255.173	Standard Mikrotik Profile	SmartLink Mikrotik Group	27-Jan-2026 21:04:43 6 days ago	27-Jan-2026 21:04:43 6 days ago	
-	...	...	...	...	09-Sep-2025 14:16:24	09-Sep-2025 14:16:24	

### Radius Client

Manage admin Radius Client

+ New Radius Client

All Client

Search By IP Address

1 - 7 of 7 Page: 100

Reload Cache

#	Name	IP Address	Client Profile	Client Group	Created On	Updated On	Action
1	103.5.187.18	103.5.187.18	Standard Cisco BNG Profile	SmartLink Mikrotik Group	05-Aug-2025 15:48:20 05-Aug-2025	05-Aug-2025 15:48:20 05-Aug-2025	
2	49.143.252.226	49.143.252.226	Standard Cisco BNG Profile	SmartLink Mikrotik Group	02-Dec-2025 20:59:01 02-Dec-2025	02-Dec-2025 20:59:01 02-Dec-2025	
3	49.143.252.59	49.143.252.59	Standard Cisco BNG Profile	SmartLink Dandy BNG Group	30-Sep-2025 15:11:58 30-Sep-2025	30-Sep-2025 15:11:58 30-Sep-2025	
4	49.143.252.60	49.143.252.60	Standard Cisco BNG Profile	SmartLink Dandy BNG Group	07-Aug-2025 15:25:19 07-Aug-2025	11-Jan-2026 14:20:47 11-Jan-2026	
5	49.143.255.172	49.143.255.172	Standard Juniper BNG Profile	SmartLink Dandy BNG Group	05-Aug-2025 17:51:05 05-Aug-2025	24-Dec-2025 15:35:48 24-Dec-2025	
6	49.143.255.173	49.143.255.173	Standard Mikrotik Profile	SmartLink Mikrotik Group	27-Jan-2026 21:04:43 6 days ago	27-Jan-2026 21:04:43 6 days ago	
-	...	...	...	...	09-Sep-2025 14:16:24	09-Sep-2025 14:16:24	

# drilldown\_one\_item

Captured URL: <https://admin.myslbb.com/#/aaa/radius/clients/>

Images uploading...

### Radius Client

Manage admin Radius Client

+ New Radius Client

All Client

Search By IP Address

1 - 7 of 7 Page: 100

Reload Cache

#	Name	IP Address	Client Profile	Client Group	Created On	Updated On	Action
1	103.5.187.18	103.5.187.18	Standard Cisco BNG Profile	SmartLink Mikrotik Group	05-Aug-2025 15:48:20 05-Aug-2025	05-Aug-2025 15:48:20 05-Aug-2025	
2	49.143.252.226	49.143.252.226	Standard Cisco BNG Profile	SmartLink Mikrotik Group	02-Dec-2025 20:59:01 02-Dec-2025	02-Dec-2025 20:59:01 02-Dec-2025	
3	49.143.252.59	49.143.252.59	Standard Cisco BNG Profile	SmartLink Dandy BNG Group	30-Sep-2025 15:11:58 30-Sep-2025	30-Sep-2025 15:11:58 30-Sep-2025	
4	49.143.252.60	49.143.252.60	Standard Cisco BNG Profile	SmartLink Dandy BNG Group	07-Aug-2025 15:25:19 07-Aug-2025	11-Jan-2026 14:20:47 11-Jan-2026	
5	49.143.255.172	49.143.255.172	Standard Juniper BNG Profile	SmartLink Dandy BNG Group	05-Aug-2025 17:51:05 05-Aug-2025	24-Dec-2025 15:35:48 24-Dec-2025	
6	49.143.255.173	49.143.255.173	Standard Mikrotik Profile	SmartLink Mikrotik Group	27-Jan-2026 21:04:43 6 days ago	27-Jan-2026 21:04:43 6 days ago	
-	...	...	...	...	09-Sep-2025 14:16:24	09-Sep-2025 14:16:24	

### Radius Client

Manage admin Radius Client

+ New Radius Client

All Client

Search By IP Address

1 - 7 of 7 Page: 100

Reload Cache

#	Name	IP Address	Client Profile	Client Group	Created On	Updated On	Action
1	103.5.187.18	103.5.187.18	Standard Cisco BNG Profile	SmartLink Mikrotik Group	05-Aug-2025 15:48:20 05-Aug-2025	05-Aug-2025 15:48:20 05-Aug-2025	
2	49.143.252.226	49.143.252.226	Standard Cisco BNG Profile	SmartLink Mikrotik Group	02-Dec-2025 20:59:01 02-Dec-2025	02-Dec-2025 20:59:01 02-Dec-2025	
3	49.143.252.59	49.143.252.59	Standard Cisco BNG Profile	SmartLink Dandy BNG Group	30-Sep-2025 15:11:58 30-Sep-2025	30-Sep-2025 15:11:58 30-Sep-2025	
4	49.143.252.60	49.143.252.60	Standard Cisco BNG Profile	SmartLink Dandy BNG Group	07-Aug-2025 15:25:19 07-Aug-2025	11-Jan-2026 14:20:47 11-Jan-2026	
5	49.143.255.172	49.143.255.172	Standard Juniper BNG Profile	SmartLink Dandy BNG Group	05-Aug-2025 17:51:05 05-Aug-2025	24-Dec-2025 15:35:48 24-Dec-2025	
6	49.143.255.173	49.143.255.173	Standard Mikrotik Profile	SmartLink Mikrotik Group	27-Jan-2026 21:04:43 6 days ago	27-Jan-2026 21:04:43 6 days ago	
-	...	...	...	...	09-Sep-2025 14:16:24	09-Sep-2025 14:16:24	

# drilldown\_one\_item

Captured URL: https://admin.myslbb.com/#/aaa/radius/clients/

Images uploading...

### Radius Client

Manage admin Radius Client

[+ New Radius Client](#)

[All Client](#)

1 - 7 of 7 Page:

[Reload Cache](#)

#	Name	IP Address	Client Profile	Client Group	Created On	Updated On	Action
1	103.5.187.18	103.5.187.18	Standard Cisco BNG Profile	SmartLink Mikrotik Group	05-Aug-2025 15:48:20 <small>05-Aug-2025</small>	05-Aug-2025 15:48:20 <small>05-Aug-2025</small>	
2	49.143.252.226	49.143.252.226	Standard Cisco BNG Profile	SmartLink Mikrotik Group	02-Dec-2025 20:59:01 <small>02-Dec-2025</small>	02-Dec-2025 20:59:01 <small>02-Dec-2025</small>	
3	49.143.252.59	49.143.252.59	Standard Cisco BNG Profile	SmartLink Dandy BNG Group	30-Sep-2025 15:11:58 <small>30-Sep-2025</small>	30-Sep-2025 15:11:58 <small>30-Sep-2025</small>	
4	49.143.252.60	49.143.252.60	Standard Cisco BNG Profile	SmartLink Dandy BNG Group	07-Aug-2025 15:25:19 <small>07-Aug-2025</small>	11-Jan-2026 14:20:47 <small>11-Jan-2026</small>	
5	49.143.255.172	49.143.255.172	Standard Juniper BNG Profile	SmartLink Dandy BNG Group	05-Aug-2025 17:51:05 <small>05-Aug-2025</small>	24-Dec-2025 15:35:48 <small>24-Dec-2025</small>	
6	49.143.255.173	49.143.255.173	Standard Mikrotik Profile	SmartLink Mikrotik Group	27-Jan-2026 21:04:43 <small>6 days ago</small>	27-Jan-2026 21:04:43 <small>6 days ago</small>	
-	...	...	...	...	09-Sep-2025 14:16:24	09-Sep-2025 14:16:24	

### Radius Client

Manage admin Radius Client

[+ New Radius Client](#)

[All Client](#)

1 - 7 of 7 Page:

[Reload Cache](#)

#	Name	IP Address	Client Profile	Client Group	Created On	Updated On	Action
1	103.5.187.18	103.5.187.18	Standard Cisco BNG Profile	SmartLink Mikrotik Group	05-Aug-2025 15:48:20 <small>05-Aug-2025</small>	05-Aug-2025 15:48:20 <small>05-Aug-2025</small>	
2	49.143.252.226	49.143.252.226	Standard Cisco BNG Profile	SmartLink Mikrotik Group	02-Dec-2025 20:59:01 <small>02-Dec-2025</small>	02-Dec-2025 20:59:01 <small>02-Dec-2025</small>	
3	49.143.252.59	49.143.252.59	Standard Cisco BNG Profile	SmartLink Dandy BNG Group	30-Sep-2025 15:11:58 <small>30-Sep-2025</small>	30-Sep-2025 15:11:58 <small>30-Sep-2025</small>	
4	49.143.252.60	49.143.252.60	Standard Cisco BNG Profile	SmartLink Dandy BNG Group	07-Aug-2025 15:25:19 <small>07-Aug-2025</small>	11-Jan-2026 14:20:47 <small>11-Jan-2026</small>	
5	49.143.255.172	49.143.255.172	Standard Juniper BNG Profile	SmartLink Dandy BNG Group	05-Aug-2025 17:51:05 <small>05-Aug-2025</small>	24-Dec-2025 15:35:48 <small>24-Dec-2025</small>	
6	49.143.255.173	49.143.255.173	Standard Mikrotik Profile	SmartLink Mikrotik Group	27-Jan-2026 21:04:43 <small>6 days ago</small>	27-Jan-2026 21:04:43 <small>6 days ago</small>	
-	...	...	...	...	09-Sep-2025 14:16:24	09-Sep-2025 14:16:24	

aaa > radius > node > l

aaa > radius > node > l

**Route:** aaa/radius/node/l

**URL:** https://admin.myslbb.com/#/aaa/radius/node/l

---

## Overview

This page is a draft SOP reference for the above screen in **i2i Core OSS/BSS**. It is auto-generated from UI exports and should be reviewed for operational correctness before customer release.

## When to Use

- Use this screen for the workflow represented by this route.
- Do not make billing/AAA/provisioning-impacting changes without required authorization.

## Typical Workflow

1. Verify you are working on the correct entity (Customer/Account/Service).
2. Review the current lifecycle state before making changes.
3. Apply changes and validate system response.
4. Confirm downstream impact (AAA/Provisioning/Billing) where applicable.

## Field & Action Hints (Auto-detected)

- **Actions detected:** Auto, Close, AAA, Radius, Node (Interface), New Radius Server

## Validation & Safety Checks

- Confirm identifiers before saving.

- Confirm lifecycle state allows the change.
- Confirm rollback/support path exists for production actions.

# Escalation Guidance

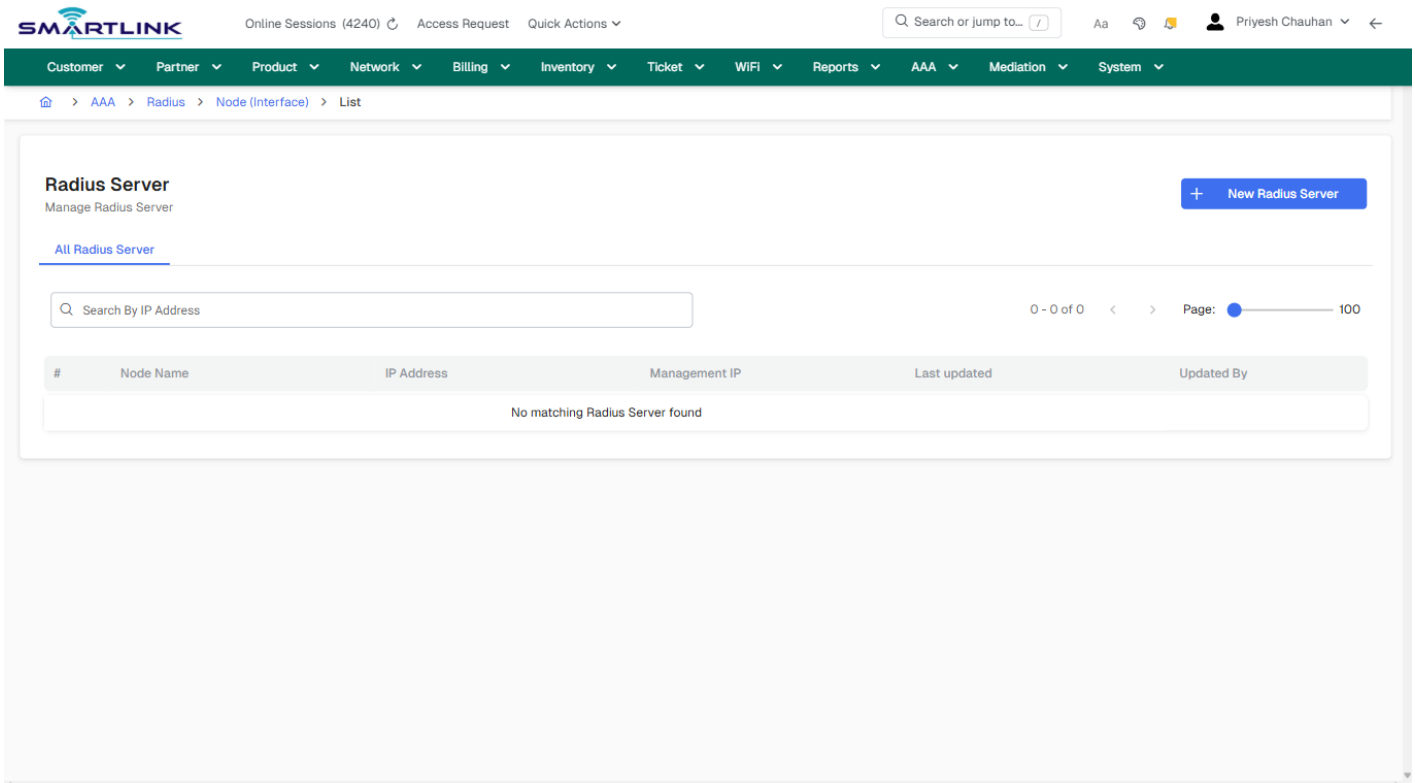
- **L1:** Verify input, permissions, and entity state.
- **L2:** Validate dependencies and downstream state.
- **L3/Admin:** Policy/config changes or suspected defect.

## Screenshots

### default

**Captured URL:** https://admin.myslbb.com/#/aaa/radius/node/

Images uploading...



## Radius Server

Manage Radius Server

[+ New Radius Server](#)[All Radius Server](#)

Q Search By IP Address

0 - 0 of 0



Page:



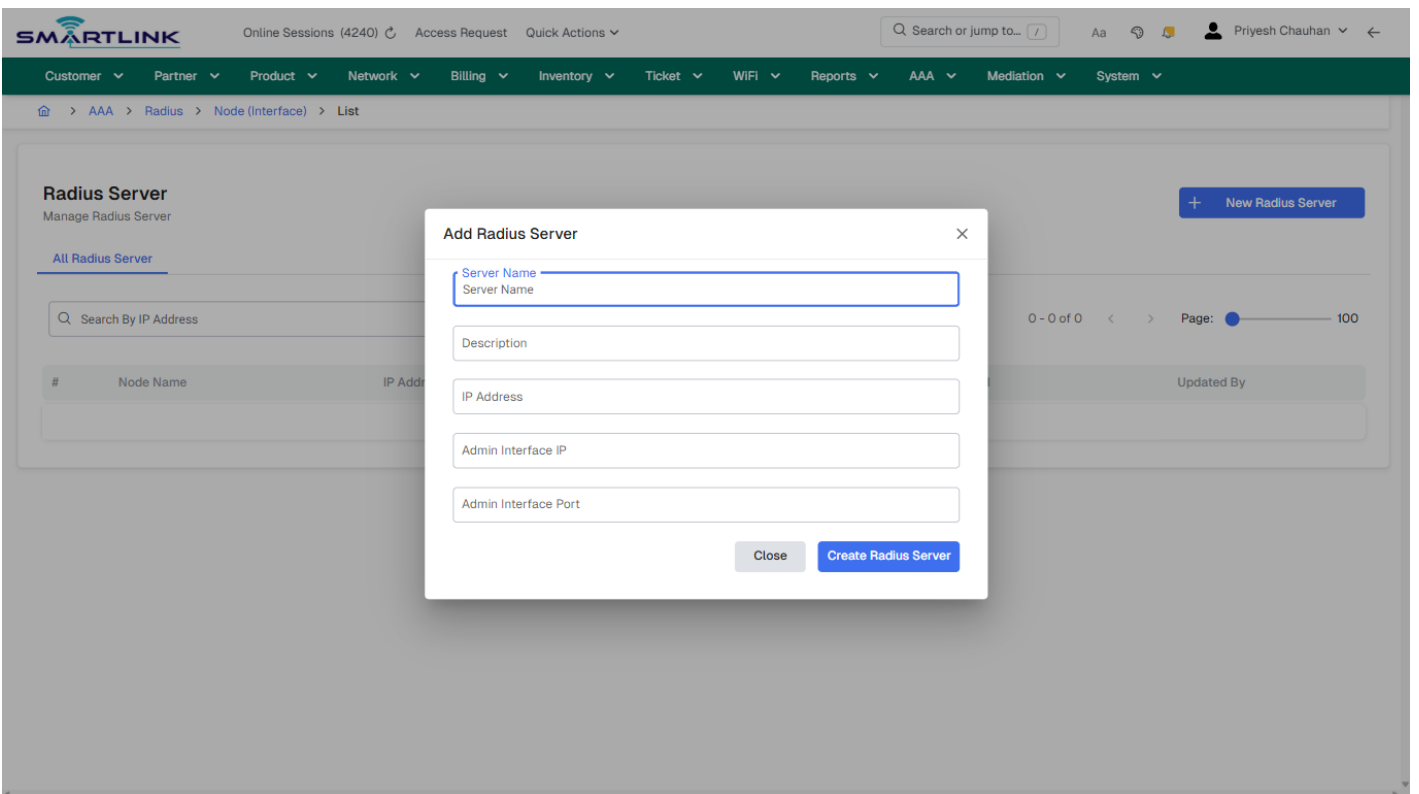
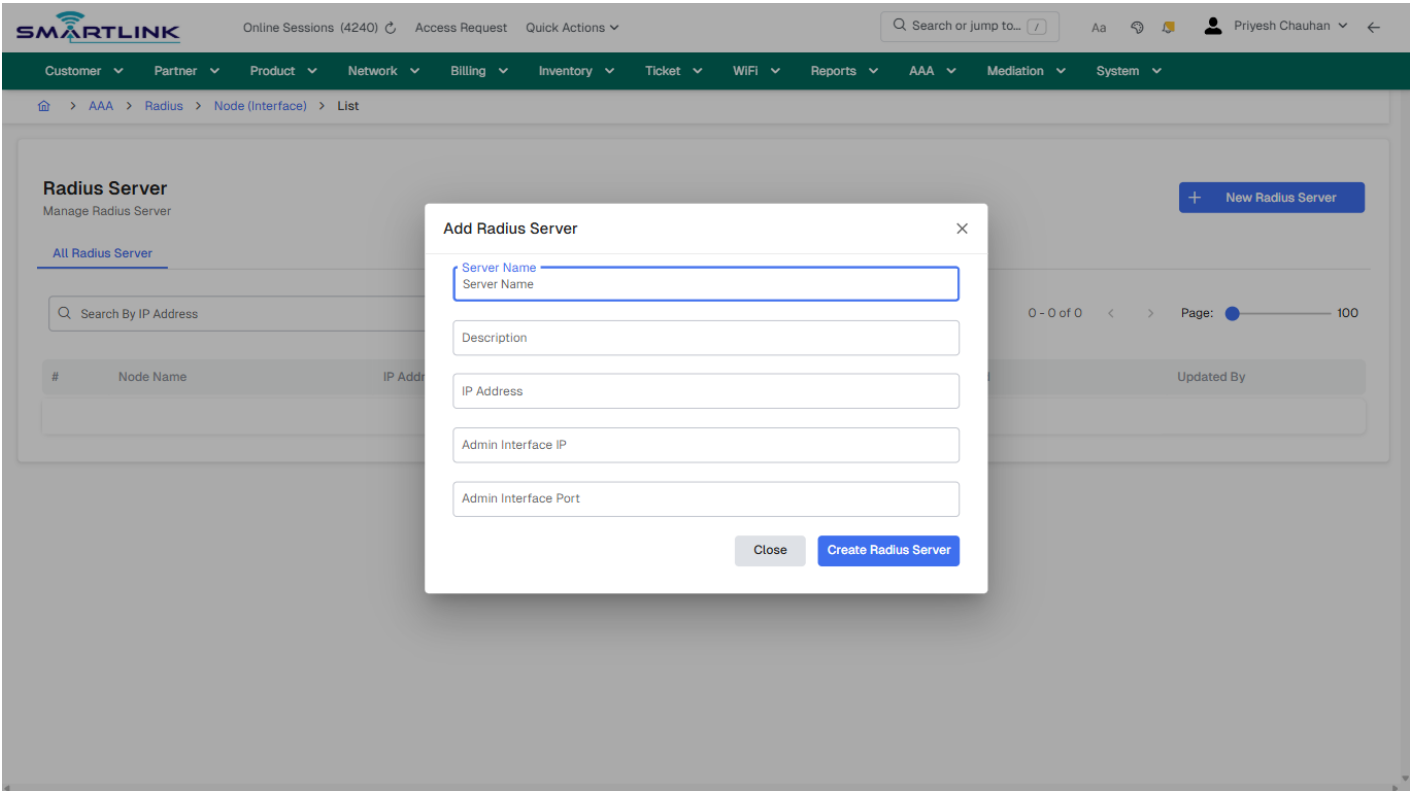
100

#	Node Name	IP Address	Management IP	Last updated	Updated By
No matching Radius Server found					

# create\_new

**Captured URL:** <https://admin.myslbb.com/#/aaa/radius/node/>

*Images uploading...*



# drilldown\_one\_item

**Captured URL:** <https://admin.myslbb.com/#/aaa/radius/node/>

Images uploading...

### Radius Server

Manage Radius Server

+ New Radius Server

All Radius Server

0 - 0 of 0 Page: 100

#	Node Name	IP Address	Management IP	Last updated	Updated By
No matching Radius Server found					

### Radius Server

Manage Radius Server

+ New Radius Server

All Radius Server

0 - 0 of 0 Page: 100

#	Node Name	IP Address	Management IP	Last updated	Updated By
No matching Radius Server found					

aaa > radius > sesdis > all

aaa > radius > sesdis > all

**Route:** aaa/radius/sesdis/all

**URL:** https://admin.myslbb.com/#/aaa/radius/sesdis/all

---

## Overview

This page is a draft SOP reference for the above screen in **i2i Core OSS/BSS**. It is auto-generated from UI exports and should be reviewed for operational correctness before customer release.

## When to Use

- Use this screen for the workflow represented by this route.
- Do not make billing/AAA/provisioning-impacting changes without required authorization.

## Typical Workflow

1. Verify you are working on the correct entity (Customer/Account/Service).
2. Review the current lifecycle state before making changes.
3. Apply changes and validate system response.
4. Confirm downstream impact (AAA/Provisioning/Billing) where applicable.

## Field & Action Hints (Auto-detected)

- **Actions detected:** Auto, Close, AAA, Radius, Session Disconnection, Session Disconnect, New Batch, 3/2/2026, Username, 2/2/2026, 1/2/2026, 31/1/2026, 30/1/2026, 29/1/2026, 28/1/2026, 27/1/2026, 26/1/2026, 25/1/2026, 24/1/2026, 23/1/2026

## Validation & Safety Checks

- Confirm identifiers before saving.
- Confirm lifecycle state allows the change.
- Confirm rollback/support path exists for production actions.

# Escalation Guidance

- **L1:** Verify input, permissions, and entity state.
- **L2:** Validate dependencies and downstream state.
- **L3/Admin:** Policy/config changes or suspected defect.

# Screenshots

## default

**Captured URL:** <https://admin.myslbb.com/#/aaa/radius/sesdis/all>

Images uploading...

The screenshot shows the SMARTLINK admin interface. The top navigation bar includes the SMARTLINK logo, 'Online Sessions (4240)', 'Access Request', and 'Quick Actions'. A search bar is present with the text 'Search or jump to...'. The user profile 'Priyesh Chauhan' is visible in the top right corner. The main navigation menu includes: Customer, Partner, Product, Network, Billing, Inventory, Ticket, WiFi, Reports, AAA, Mediation, and System. The breadcrumb trail is: AAA > Radius > Session Disconnection > List.

The 'Session Disconnection' page has a title 'Session Disconnection' and a subtitle 'Manage Session Disconnection'. There are two buttons: 'Session Disconnect' and '+ New Batch'. Below the title, there are tabs for 'All Batch' and 'Batch Items'. A search bar is labeled 'Search By Batch Name'. The page shows a table with 10 rows of session disconnection data. The table has columns for Batch Name, Batch Type, Status, Created On, and Updated On. The data is as follows:

Batch Name	Batch Type	Status	Created On	Updated On
3/2/2026	Username	Generated	03-Feb-2026	03-Feb-2026
2/2/2026	Username	Generated	02-Feb-2026	02-Feb-2026
1/2/2026	Username	Generated	01-Feb-2026	01-Feb-2026
31/1/2026	Username	Generated	31-Jan-2026	31-Jan-2026
30/1/2026	Username	Generated	30-Jan-2026	30-Jan-2026
29/1/2026	Username	Generated	29-Jan-2026	29-Jan-2026
28/1/2026	Username	Generated	28-Jan-2026	28-Jan-2026
27/1/2026	Username	Generated	27-Jan-2026	27-Jan-2026
26/1/2026	Username	Generated	26-Jan-2026	26-Jan-2026
25/1/2026	Username	Generated	25-Jan-2026	25-Jan-2026

The page also shows pagination information: '1 - 28 of 28' and 'Page: 1 - 100'.

Session Disconnection

Manage Session Disconnection

Session Disconnect

+ New Batch

All Batch Batch Items

Search By Batch Name

1 - 28 of 28 Page: 100

Batch Name	Batch Type	Status	Created On	Updated On
3/2/2026	Username	Generated	03-Feb-2026	03-Feb-2026
2/2/2026	Username	Generated	02-Feb-2026	02-Feb-2026
1/2/2026	Username	Generated	01-Feb-2026	01-Feb-2026
31/1/2026	Username	Generated	31-Jan-2026	31-Jan-2026
30/1/2026	Username	Generated	30-Jan-2026	30-Jan-2026
29/1/2026	Username	Generated	29-Jan-2026	29-Jan-2026
28/1/2026	Username	Generated	28-Jan-2026	28-Jan-2026
27/1/2026	Username	Generated	27-Jan-2026	27-Jan-2026
26/1/2026	Username	Generated	26-Jan-2026	26-Jan-2026
25/1/2026	Username	Generated	25-Jan-2026	25-Jan-2026

create\_new

Captured URL: https://admin.myslbb.com/#/aaa/radius/sesdis/all

Images uploading...

The screenshot shows the SMARTLINK web application interface. At the top, there is a navigation bar with the SMARTLINK logo, user information (Priyesh Chauhan), and search options. Below this is a secondary navigation menu with categories like Customer, Partner, Product, Network, Billing, Inventory, Ticket, WiFi, Reports, AAA, Mediation, and System. The main content area is titled 'Session Disconnection' and includes a 'Manage Session Disconnection' sub-header. A 'Session Disconnect' button and a '+ New Batch' button are visible. A 'Create New Batch' modal is open, featuring a 'Name' input field and a 'Batch Type' dropdown menu. Below the modal, a table lists session disconnection batches with columns for Batch Name, Username, Status, and dates.

Batch Name	Username	Status	Start Date	End Date
3/2/2026				
2/2/2026				
1/2/2026	Username	Generated	01-Feb-2026	01-Feb-2026
31/1/2026	Username	Generated	31-Jan-2026	31-Jan-2026
30/1/2026	Username	Generated	30-Jan-2026	30-Jan-2026
29/1/2026	Username	Generated	29-Jan-2026	29-Jan-2026
28/1/2026	Username	Generated	28-Jan-2026	28-Jan-2026
27/1/2026	Username	Generated	27-Jan-2026	27-Jan-2026
26/1/2026	Username	Generated	26-Jan-2026	26-Jan-2026
25/1/2026	Username	Generated	25-Jan-2026	25-Jan-2026

This is a duplicate of the screenshot above, showing the same SMARTLINK web application interface with the 'Session Disconnection' management page and the 'Create New Batch' modal open. The table data is identical to the first screenshot.

drilldown\_one\_item

Captured URL: <https://admin.myslbb.com/#/aaa/radius/sesdis/all>

Images uploading...

### Session Disconnection

Manage Session Disconnection

Session Disconnect

+ New Batch

All Batch | Batch Items

1 - 28 of 28 Page: 100

Batch Name	Batch Type	Status	Created On	Updated On
3/2/2026	Username	Generated	03-Feb-2026	03-Feb-2026
2/2/2026	Username	Generated	02-Feb-2026	02-Feb-2026
1/2/2026	Username	Generated	01-Feb-2026	01-Feb-2026
31/1/2026	Username	Generated	31-Jan-2026	31-Jan-2026
30/1/2026	Username	Generated	30-Jan-2026	30-Jan-2026
29/1/2026	Username	Generated	29-Jan-2026	29-Jan-2026
28/1/2026	Username	Generated	28-Jan-2026	28-Jan-2026
27/1/2026	Username	Generated	27-Jan-2026	27-Jan-2026
26/1/2026	Username	Generated	26-Jan-2026	26-Jan-2026
25/1/2026	Username	Generated	25-Jan-2026	25-Jan-2026

### Session Disconnection

Manage Session Disconnection

Session Disconnect

+ New Batch

All Batch | Batch Items

1 - 28 of 28 Page: 100

Batch Name	Batch Type	Status	Created On	Updated On
3/2/2026	Username	Generated	03-Feb-2026	03-Feb-2026
2/2/2026	Username	Generated	02-Feb-2026	02-Feb-2026
1/2/2026	Username	Generated	01-Feb-2026	01-Feb-2026
31/1/2026	Username	Generated	31-Jan-2026	31-Jan-2026
30/1/2026	Username	Generated	30-Jan-2026	30-Jan-2026
29/1/2026	Username	Generated	29-Jan-2026	29-Jan-2026
28/1/2026	Username	Generated	28-Jan-2026	28-Jan-2026
27/1/2026	Username	Generated	27-Jan-2026	27-Jan-2026
26/1/2026	Username	Generated	26-Jan-2026	26-Jan-2026
25/1/2026	Username	Generated	25-Jan-2026	25-Jan-2026

# aaa > radius > set

# aaa > radius > set

**Route:** aaa/radius/set

**URL:** https://admin.myslbb.com/#/aaa/radius/set

---

## Overview

This page is a draft SOP reference for the above screen in **i2i Core OSS/BSS**. It is auto-generated from UI exports and should be reviewed for operational correctness before customer release.

## When to Use

- Use this screen for the workflow represented by this route.
- Do not make billing/AAA/provisioning-impacting changes without required authorization.

## Typical Workflow

1. Verify you are working on the correct entity (Customer/Account/Service).
2. Review the current lifecycle state before making changes.
3. Apply changes and validate system response.
4. Confirm downstream impact (AAA/Provisioning/Billing) where applicable.

## Field & Action Hints (Auto-detected)

- **Actions detected:** Auto, Close, AAA, Radius, Settings

## Validation & Safety Checks

- Confirm identifiers before saving.

- Confirm lifecycle state allows the change.
- Confirm rollback/support path exists for production actions.

# Escalation Guidance

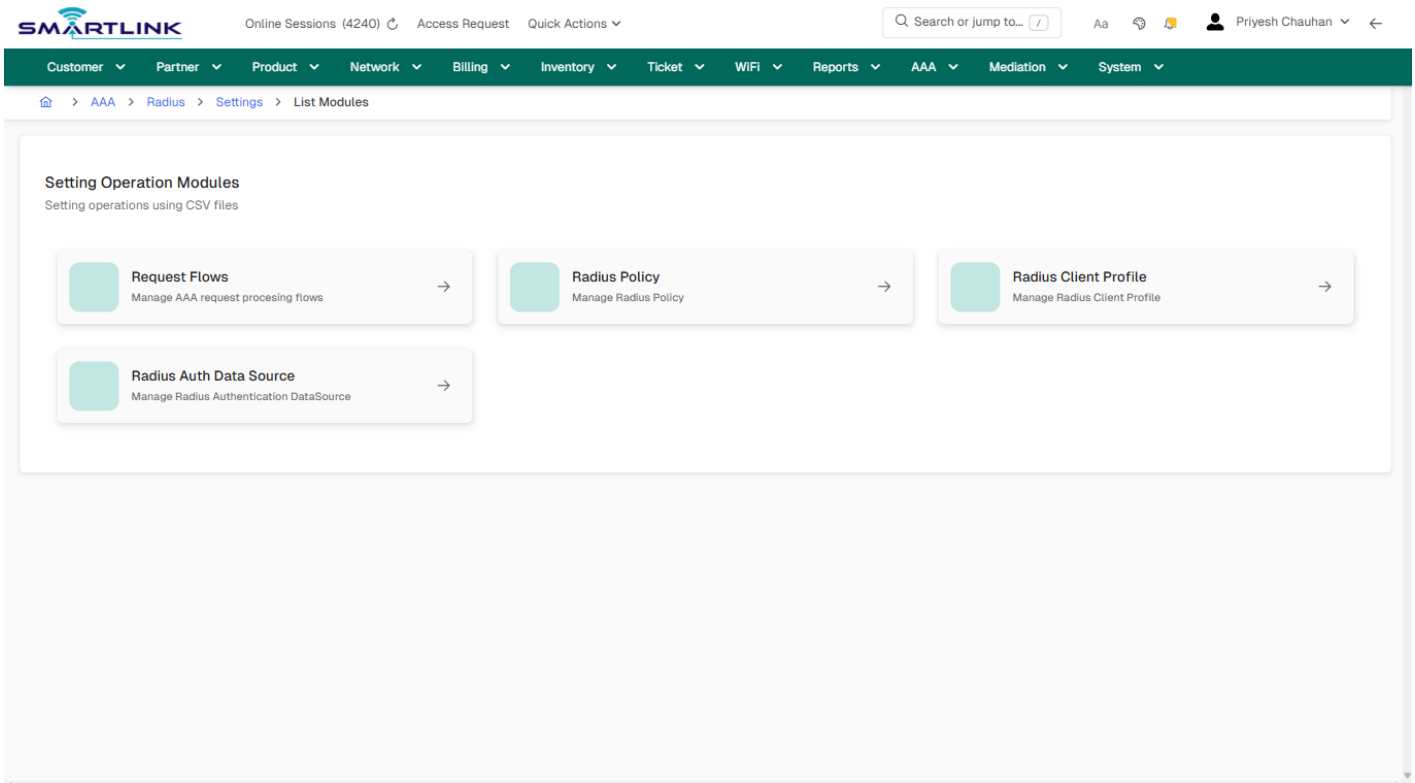
- **L1:** Verify input, permissions, and entity state.
- **L2:** Validate dependencies and downstream state.
- **L3/Admin:** Policy/config changes or suspected defect.

## Screenshots

### default

**Captured URL:** <https://admin.myslbb.com/#/aaa/radius/set>

Images uploading...



### Setting Operation Modules

Setting operations using CSV files

**Request Flows**  
Manage AAA request processing flows →

**Radius Policy**  
Manage Radius Policy →

**Radius Client Profile**  
Manage Radius Client Profile →

**Radius Auth Data Source**  
Manage Radius Authentication DataSource →