

# bill > area > all

# bill > area > all

**Route:** bill/area/all

**URL:** https://admin.myslbb.com/#/bill/area/all

---

## Overview

This page is a draft SOP reference for the above screen in **i2i Core OSS/BSS**. It is auto-generated from UI exports and should be reviewed for operational correctness before customer release.

## When to Use

- Use this screen for the workflow represented by this route.
- Do not make billing/AAA/provisioning-impacting changes without required authorization.

## Typical Workflow

1. Verify you are working on the correct entity (Customer/Account/Service).
2. Review the current lifecycle state before making changes.
3. Apply changes and validate system response.
4. Confirm downstream impact (AAA/Provisioning/Billing) where applicable.

## Field & Action Hints (Auto-detected)

- **Actions detected:** Auto, Close, Billing, Billing Area, Add Billing Area, Clear, BLA/-0001, Default Billing Area

## Validation & Safety Checks

- Confirm identifiers before saving.
- Confirm lifecycle state allows the change.
- Confirm rollback/support path exists for production actions.

# Escalation Guidance

- **L1:** Verify input, permissions, and entity state.
- **L2:** Validate dependencies and downstream state.
- **L3/Admin:** Policy/config changes or suspected defect.

# Screenshots

## default

**Captured URL:** <https://admin.myslbb.com/#/bill/area/all>

Images uploading...

The screenshot displays the SMARTLINK web application interface. At the top, there is a navigation bar with the SMARTLINK logo and various menu items like 'Customer', 'Partner', 'Product', 'Network', 'Billing', 'Inventory', 'Ticket', 'WiFi', 'Reports', 'AAA', 'Mediation', and 'System'. A search bar and user profile 'Priyesh Chauhan' are also visible. Below the navigation bar, the breadcrumb trail reads 'Billing > Billing Area > List'. The main content area is titled 'All Billing Area' and contains a search box 'Search By Billing Name' and a '+ Add Billing Area' button. A table lists the billing areas with columns for '#', 'Code', 'Name', 'Base Month', 'Bill Day', 'Default', 'Last Updated On', and 'Action'. The table contains one row: # 1, Code BLA-0001, Name Default Billing Area, Base Month April, Bill Day 20, Default Yes, Last Updated On 04-Aug-2025. There is a 'Clear' button and pagination '1 - 1 of 1' above the table.

#	Code	Name	Base Month	Bill Day	Default	Last Updated On	Action
1	BLA-0001	Default Billing Area	April	20	Yes	04-Aug-2025	

All Billing Area

Search By Billing Name

+ Add Billing Area

Clear

1 - 1 of 1

<< < > >>

100

#	Code	Name	Base Month	Bill Day	Default	Last Updated On	Action
1	BLA/-0001	Default Billing Area	April	20	Yes	04-Aug-2025	

ui\_tab\_1

Captured URL: https://admin.myslbb.com/#/bill/area/all

Images uploading...

Customer Partner Product Network Billing Inventory Ticket WiFi Reports AAA Mediation System

Home > Billing > Billing Area > List

All Billing Area

Search By Billing Name + Add Billing Area

Clear 1 - 1 of 1 << < > >> 100

#	Code	Name	Base Month	Bill Day	Default	Last Updated On	Action
1	BLA/-0001	Default Billing Area	April	20	Yes	04-Aug-2025	

SMARTLINK Online Sessions (4253) Access Request Quick Actions

Search or jump to...

Aa Priyesh Chauhan

Customer Partner Product Network Billing Inventory Ticket WiFi Reports AAA Mediation System

Home > Billing > Billing Area > List

All Billing Area

Search By Billing Name + Add Billing Area

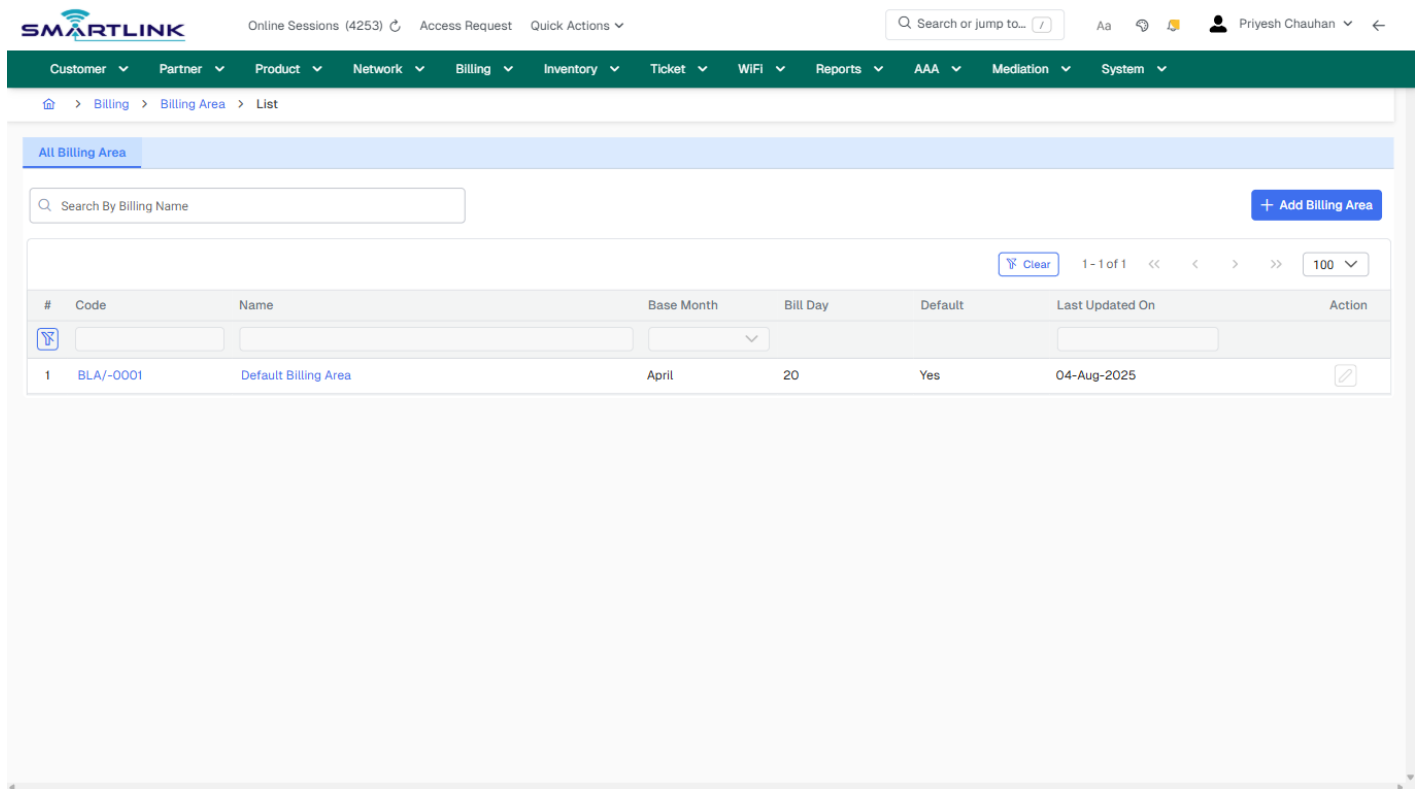
Clear 1 - 1 of 1 << < > >> 100

#	Code	Name	Base Month	Bill Day	Default	Last Updated On	Action
1	BLA/-0001	Default Billing Area	April	20	Yes	04-Aug-2025	

common\_tab\_1

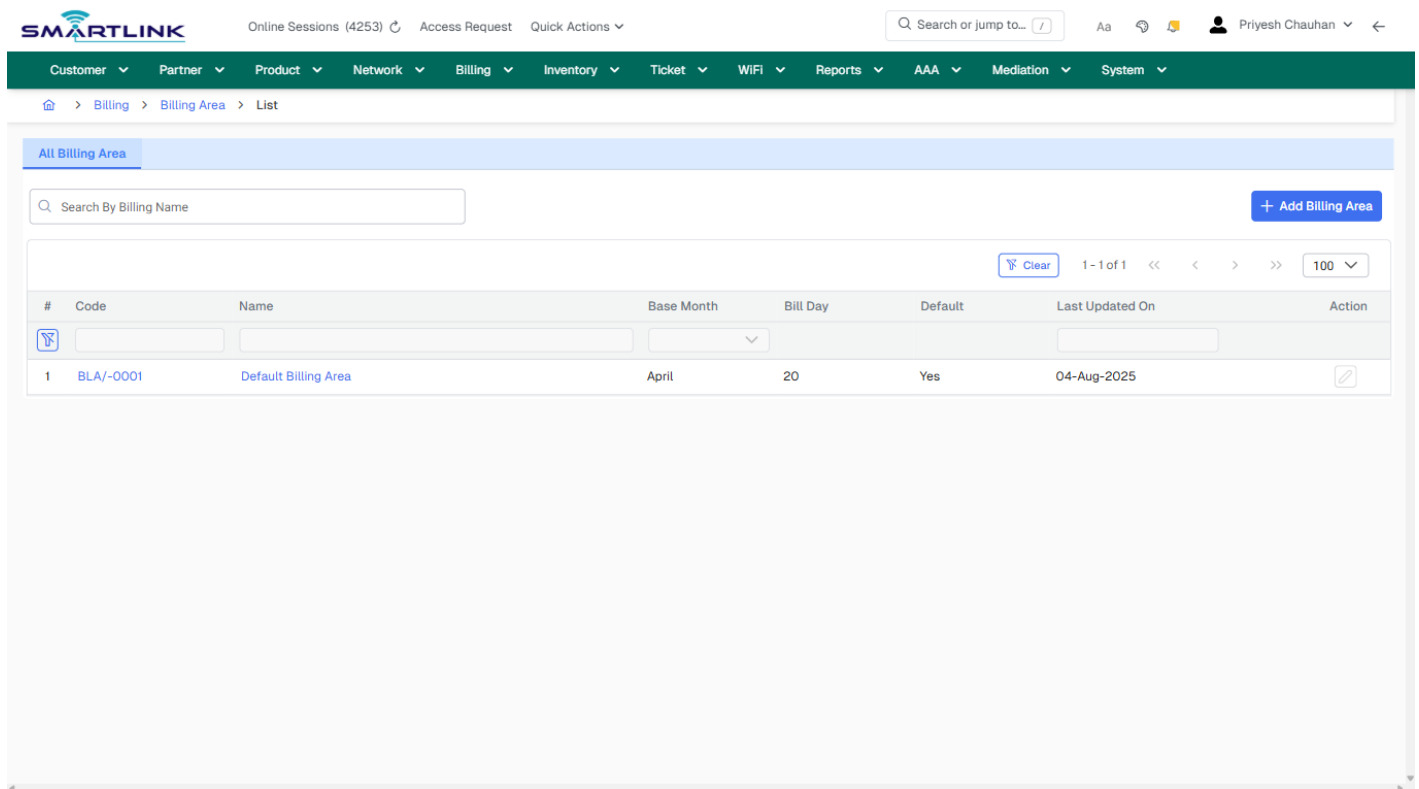
Captured URL: https://admin.myslbb.com/#/bill/area/all

Images uploading...



The screenshot shows the SMARTLINK web application interface. At the top, there is a navigation bar with the SMARTLINK logo, user information (Priyesh Chauhan), and a search bar. Below this is a dark green menu bar with various system categories like Customer, Partner, Product, Network, Billing, Inventory, Ticket, WiFi, Reports, AAA, Mediation, and System. The main content area is titled 'Billing > Billing Area > List'. It features a search box for 'Search By Billing Name' and a '+ Add Billing Area' button. A table displays the list of billing areas with columns for #, Code, Name, Base Month, Bill Day, Default, Last Updated On, and Action. One entry is visible: #1, Code BLA/-0001, Name Default Billing Area, Base Month April, Bill Day 20, Default Yes, Last Updated On 04-Aug-2025. There are also pagination controls showing '1 - 1 of 1' and a 'Clear' button.

#	Code	Name	Base Month	Bill Day	Default	Last Updated On	Action
1	BLA/-0001	Default Billing Area	April	20	Yes	04-Aug-2025	



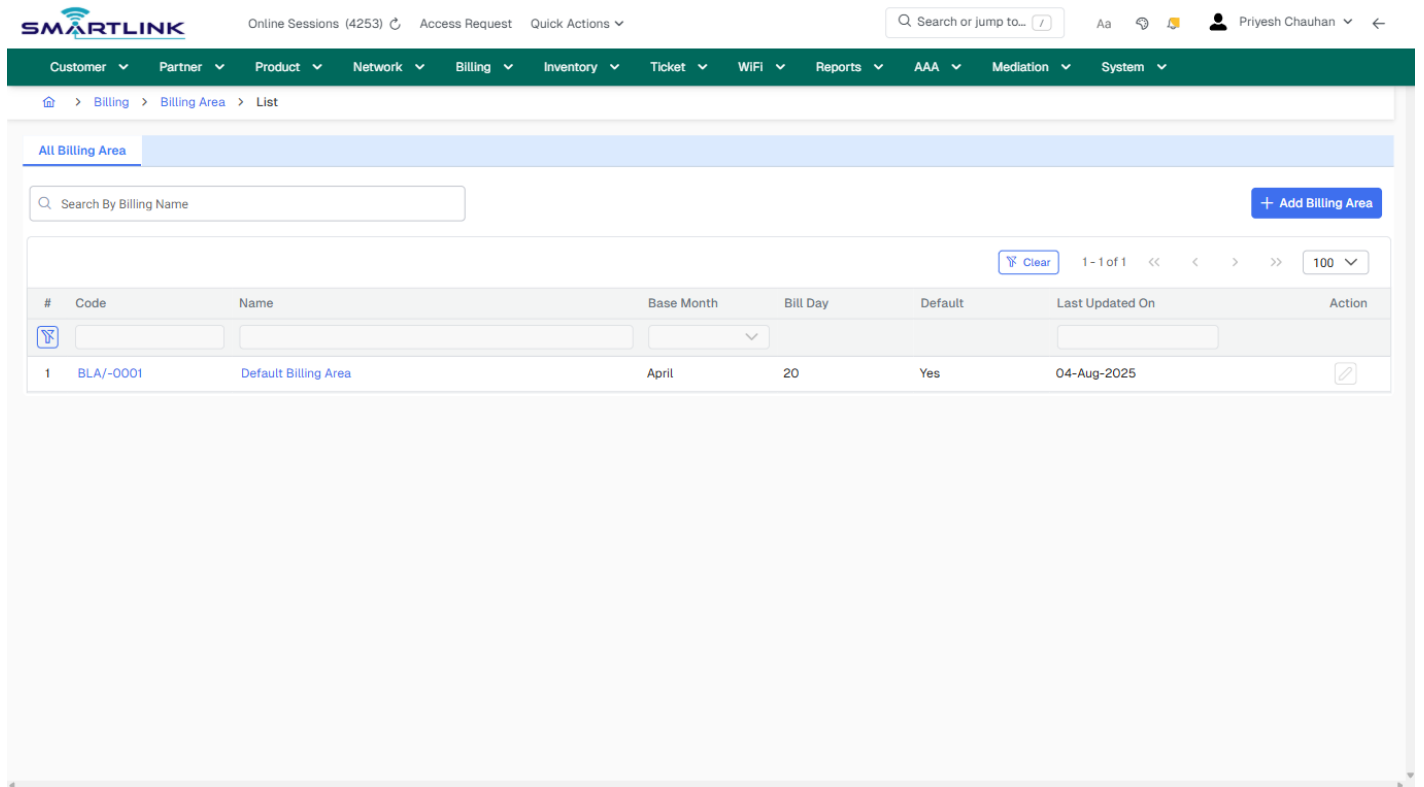
This is a duplicate of the screenshot above, showing the same SMARTLINK Billing Area List page with the same table and navigation elements.

#	Code	Name	Base Month	Bill Day	Default	Last Updated On	Action
1	BLA/-0001	Default Billing Area	April	20	Yes	04-Aug-2025	

common\_tab\_2

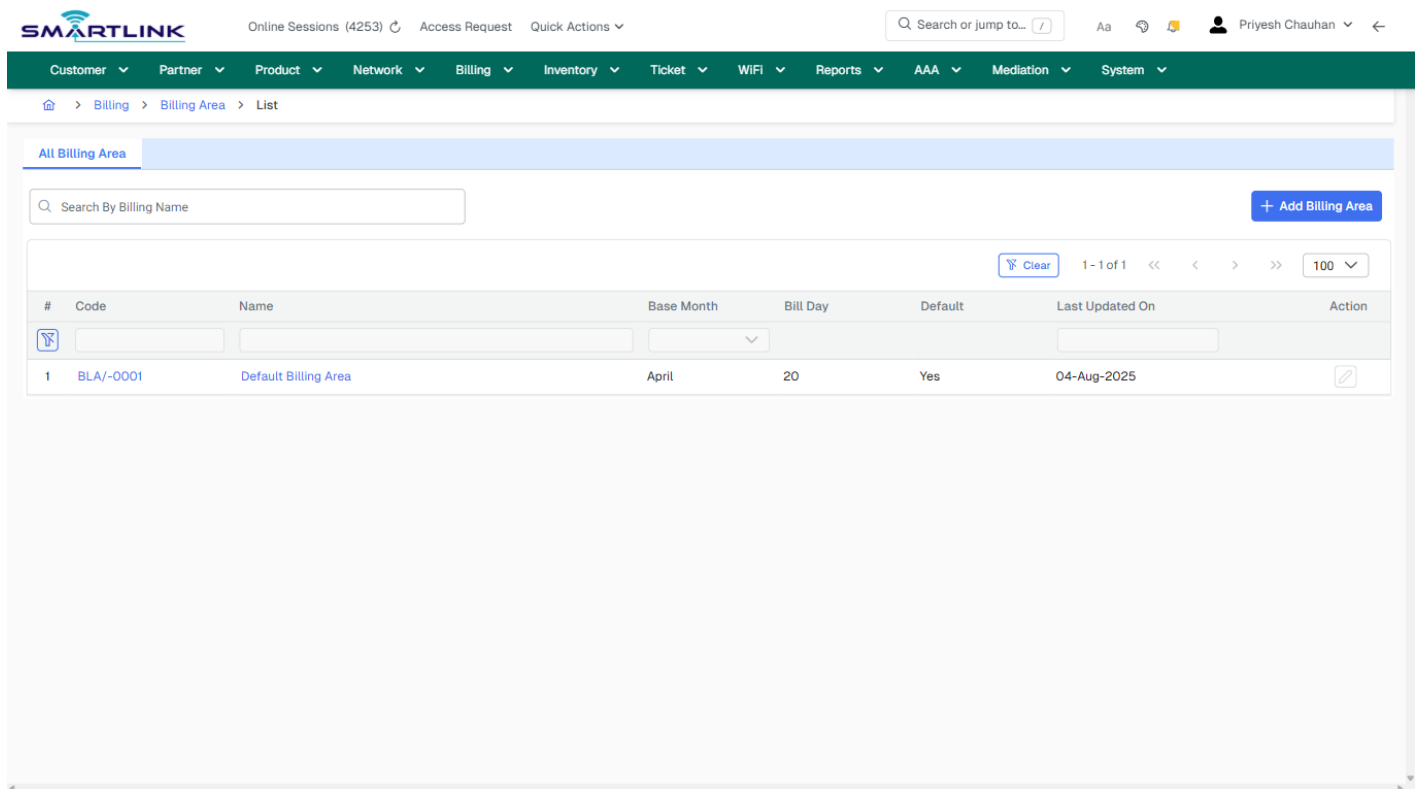
Captured URL: <https://admin.myslbb.com/#/bill/area/all>

Images uploading...



The screenshot shows the SMARTLINK web application interface. At the top, there is a navigation bar with the SMARTLINK logo, user information (Priyesh Chauhan), and a search bar. Below this is a dark green menu bar with various system categories like Customer, Partner, Product, Network, Billing, Inventory, Ticket, WiFi, Reports, AAA, Mediation, and System. The main content area is titled 'All Billing Area' and contains a search box for 'Search By Billing Name' and a '+ Add Billing Area' button. A table below displays the list of billing areas. The table has columns for #, Code, Name, Base Month, Bill Day, Default, Last Updated On, and Action. One row is visible with the following data: # 1, Code BLA/-0001, Name Default Billing Area, Base Month April, Bill Day 20, Default Yes, Last Updated On 04-Aug-2025. There are also pagination controls showing '1 - 1 of 1' and a 'Clear' button.

#	Code	Name	Base Month	Bill Day	Default	Last Updated On	Action
1	BLA/-0001	Default Billing Area	April	20	Yes	04-Aug-2025	



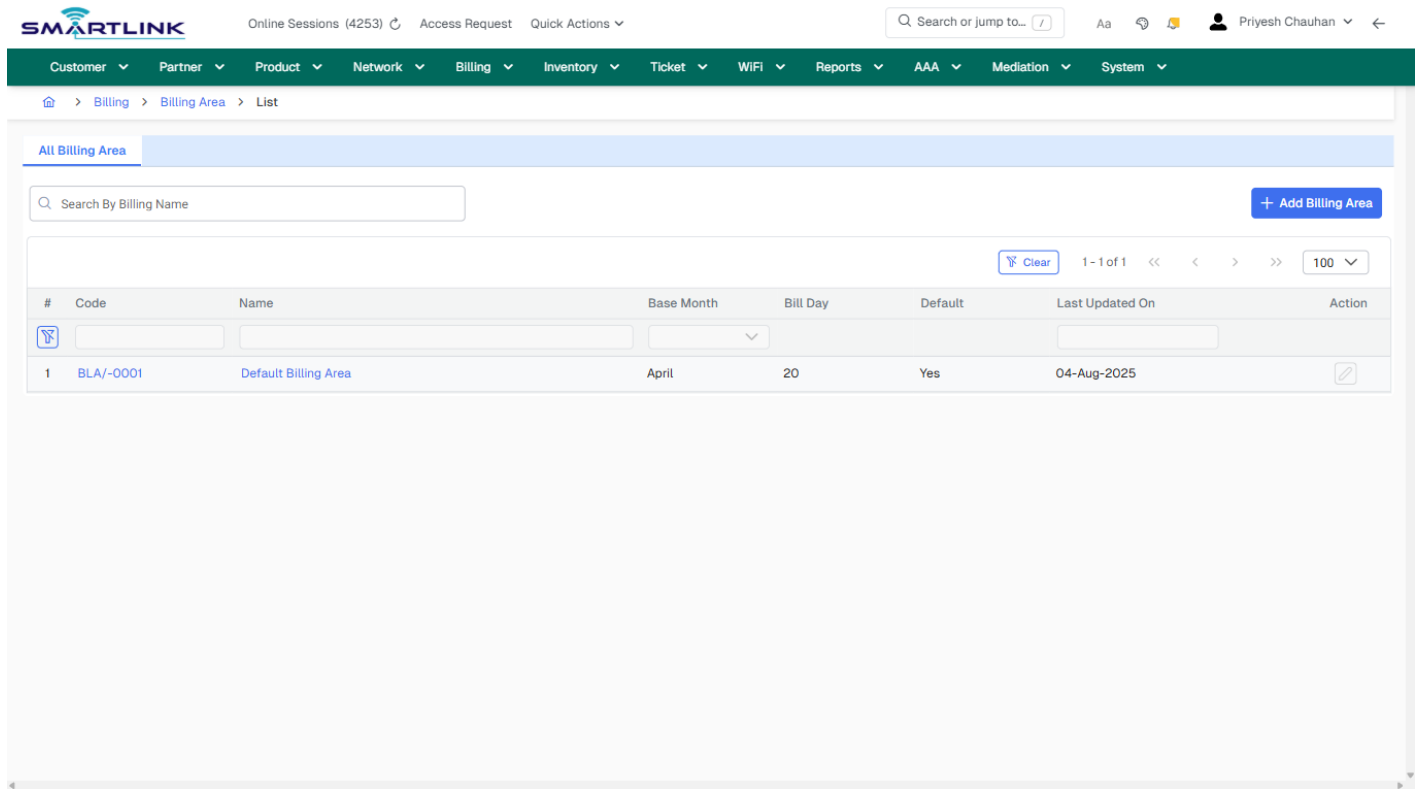
This is a duplicate of the screenshot above, showing the same SMARTLINK Billing Area List page with the same table and navigation elements.

#	Code	Name	Base Month	Bill Day	Default	Last Updated On	Action
1	BLA/-0001	Default Billing Area	April	20	Yes	04-Aug-2025	

# drilldown\_one\_item

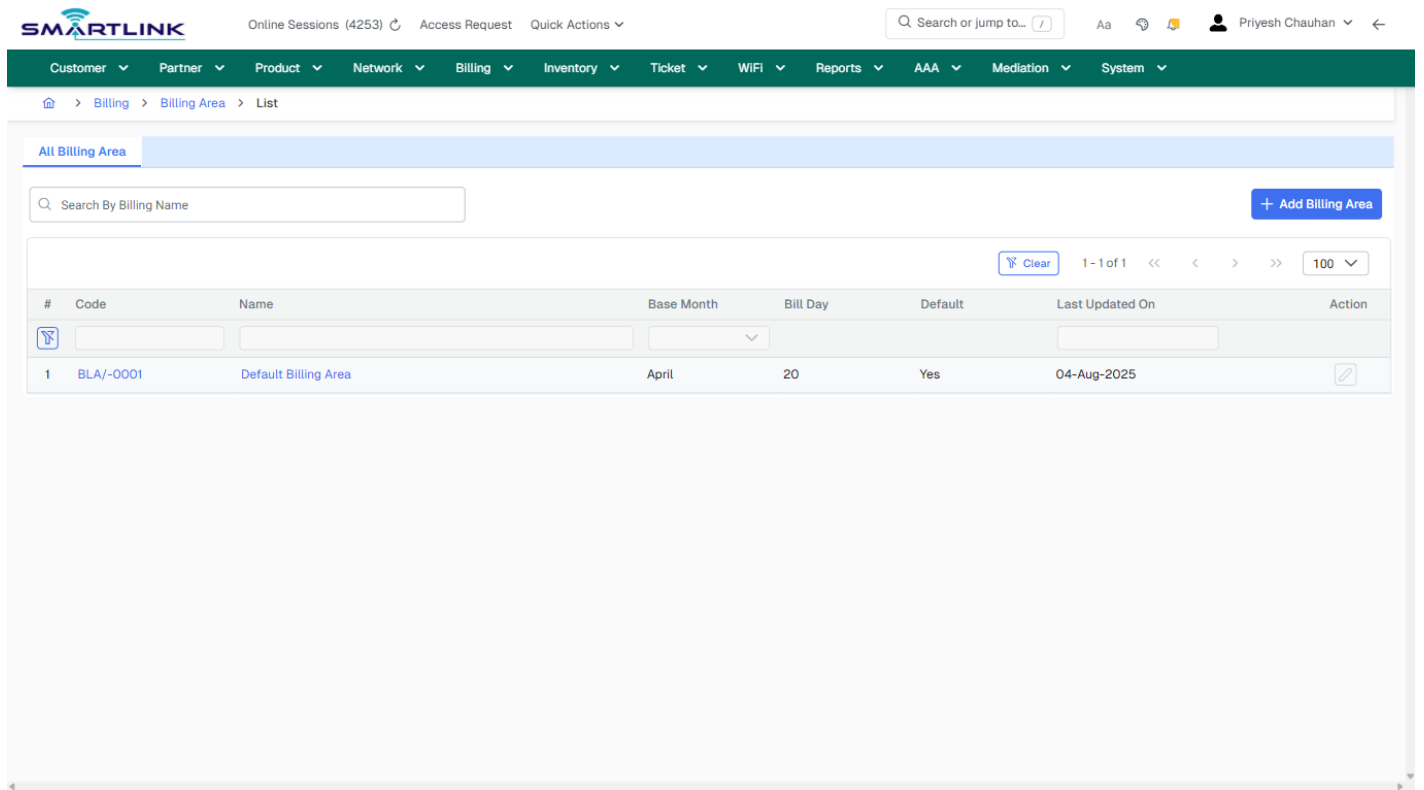
Captured URL: <https://admin.myslbb.com/#/bill/area/all>

Images uploading...



The screenshot shows the SMARTLINK web interface for the Billing Area List. The top navigation bar includes the SMARTLINK logo, user information (Priyesh Chauhan), and a search bar. The main menu contains various system modules like Customer, Partner, Product, Network, Billing, Inventory, Ticket, WiFi, Reports, AAA, Mediation, and System. The breadcrumb trail is Billing > Billing Area > List. The page title is 'All Billing Area'. Below the title is a search box labeled 'Search By Billing Name' and an '+ Add Billing Area' button. A table displays the billing area details with columns for #, Code, Name, Base Month, Bill Day, Default, Last Updated On, and Action. The table contains one entry: # 1, Code BLA/-0001, Name Default Billing Area, Base Month April, Bill Day 20, Default Yes, Last Updated On 04-Aug-2025. There are also pagination controls showing '1 - 1 of 1' and a 'Clear' button.

#	Code	Name	Base Month	Bill Day	Default	Last Updated On	Action
1	BLA/-0001	Default Billing Area	April	20	Yes	04-Aug-2025	



This is a duplicate of the screenshot above, showing the same SMARTLINK Billing Area List page with the same table and navigation elements.

#	Code	Name	Base Month	Bill Day	Default	Last Updated On	Action
1	BLA/-0001	Default Billing Area	April	20	Yes	04-Aug-2025	

Revision #2

Created 2026-02-03 14:54:49 UTC by Admin

Updated 2026-02-03 14:54:55 UTC by Admin