

part > paccpo > list > all

part > paccpo > list > all

Route: part/paccpo/list/all

URL: <https://admin.myslbb.com/#/part/paccpo/list/all>

Overview

This page is a draft SOP reference for the above screen in **i2i Core OSS/BSS**. It is auto-generated from UI exports and should be reviewed for operational correctness before customer release.

When to Use

- Use this screen for the workflow represented by this route.
- Do not make billing/AAA/provisioning-impacting changes without required authorization.

Typical Workflow

1. Verify you are working on the correct entity (Customer/Account/Service).
2. Review the current lifecycle state before making changes.
3. Apply changes and validate system response.
4. Confirm downstream impact (AAA/Provisioning/Billing) where applicable.

Field & Action Hints (Auto-detected)

- **Actions detected:** Auto, Close, Partner, Partner Access policies, New Policy, Default Partner Access Policy, LCO Access

Validation & Safety Checks

- Confirm identifiers before saving.
- Confirm lifecycle state allows the change.
- Confirm rollback/support path exists for production actions.

Escalation Guidance

- **L1:** Verify input, permissions, and entity state.
- **L2:** Validate dependencies and downstream state.
- **L3/Admin:** Policy/config changes or suspected defect.

Screenshots

default

Captured URL: <https://admin.myslbb.com/#/part/paccpo/list/all>

Images uploading...

The screenshot displays the SMARTLINK web application interface. At the top, there is a navigation bar with the SMARTLINK logo and various menu items like 'Customer', 'Partner', 'Product', 'Network', 'Billing', 'Inventory', 'Ticket', 'WiFi', 'Reports', 'AAA', 'Mediation', and 'System'. A search bar is present in the top right corner. Below the navigation bar, the breadcrumb trail shows 'Partner > Partner Access policies > List'. The main content area is titled 'All Partner Access Policies' and features a search input field labeled 'Search By Name' and a '+ New Policy' button. A table below the search field displays the list of policies. The table has columns for '#', 'Name', 'Created By', 'Created On', 'Last Update', and 'Actions'. Two policies are listed: 'Default Partner Access Policy' (Created By: Admin, Created On: 04-Aug-2025, Last Update: 04-Aug-2025) and 'LCO Access' (Created By: D: Priyesh Chauhan, Created On: 04-Aug-2025, Last Update: 31-Jan-2026). Each row has a set of action icons (edit, delete, refresh) in the 'Actions' column. The table also includes pagination controls showing '1 - 2 of 2' and a dropdown menu set to '100'.







#	Name	Created By	Created On	Last Update	Actions
1	Default Partner Access Policy	Admin	04-Aug-2025	04-Aug-2025	
2	LCO Access	D: Priyesh Chauhan	04-Aug-2025	31-Jan-2026	

All Partner Access Policies

Search By Name

+ New Policy

1 - 2 of 2 << < > >> 100 

#	Name	Created By	Created On	Last Update	Actions
1	Default Partner Access Policy	Admin	04-Aug-2025	04-Aug-2025	  
2	LCO Access	D: Priyesh Chauhan	04-Aug-2025	31-Jan-2026	  

drilldown_one_item

Captured URL: <https://admin.myslbb.com/#/part/paccpo/list/all>

Images uploading...

All Partner Access Policies

[+ New Policy](#)1 - 2 of 2 << < > >>

#	Name	Created By	Created On	Last Update	Actions
1	Default Partner Access Policy	Admin	04-Aug-2025	04-Aug-2025	
2	LCO Access	D: Priyesh Chauhan	04-Aug-2025	31-Jan-2026	

All Partner Access Policies

[+ New Policy](#)1 - 2 of 2 << < > >>

#	Name	Created By	Created On	Last Update	Actions
1	Default Partner Access Policy	Admin	04-Aug-2025	04-Aug-2025	
2	LCO Access	D: Priyesh Chauhan	04-Aug-2025	31-Jan-2026	

Revision #2

Created 2026-02-03 14:58:27 UTC by Admin

Updated 2026-02-03 14:58:30 UTC by Admin